

# MOB

**CHASSIS KIT** 1/10 SCALE RADIO CONTROL FWD HIGH PERFORMANCE RACING CAR (Front-wheel drive)




## 1/10th SCALE R/C HIGH PERFORMANCE RACING CAR

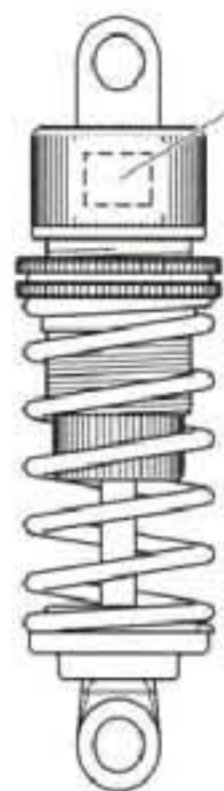
Name \_\_\_\_\_ Date \_\_\_\_\_

Track \_\_\_\_\_ Track Temp \_\_\_\_\_ °c Grip \_\_\_\_\_

### FRONT



Camber \_\_\_\_\_ °  
 Ride Height \_\_\_\_\_ mm  
 Stabilizer \_\_\_\_\_ S M H  
 Toe IN - OUT = \_\_\_\_\_ °  
 Droop \_\_\_\_\_ mm

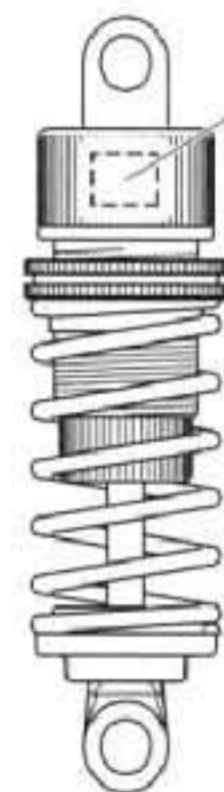


Piston \_\_\_\_\_ # holes  
 Oil \_\_\_\_\_ #  
 Spring \_\_\_\_\_  
 Limiter Inside \_\_\_\_\_ mm  
 Limiter Outside \_\_\_\_\_ mm

### REAR



Camber \_\_\_\_\_ °  
 Ride Height \_\_\_\_\_ mm  
 Stabilizer \_\_\_\_\_ S M H  
 Toe IN / OUT = \_\_\_\_\_ °  
 Droop \_\_\_\_\_ mm



Piston \_\_\_\_\_ # holes  
 Oil \_\_\_\_\_ #  
 Spring \_\_\_\_\_  
 Limiter Inside \_\_\_\_\_ mm  
 Limiter Outside \_\_\_\_\_ mm

#### DIFF

Gear / Ball

Loose  $\longleftrightarrow$  Tight

Motor \_\_\_\_\_ Pinion \_\_\_\_\_ T

Battery \_\_\_\_\_

Plugs \_\_\_\_\_ ESC \_\_\_\_\_

Body \_\_\_\_\_

Ackerman Position Front - Mid - Rear

#### TIRES & INSERTS



Front \_\_\_\_\_

Rear \_\_\_\_\_

#### WHEELBASE

Short / Mid / Long

#### NOTES:

#### LAP TIMES